

Shock-Safe Fuseholder, 5 x 20 / 6.3 x 32 mm, Slotted Cap, horizontal



Socket with Slotted Cap

500 VAC · 4 W/16 A (VDE) · 600 V · 30 A (UL/CSA)



Description

- Fuseholder for 500 VAC applications
- Fuseholder with high rated power acceptance
- Same drilling diagram (FUP and FUA)

Standards

- IEC 60127-6 Edition 2.0
- UL 4248-1
- CSA C22.2 no. 4248.1

Approvals

- VDE Certificate Number: 40010391
- UL File Number: E39328


Applications

- Equipment with three-phase supply (400 VAC)
- Applications with rated current up to 16 A (VDE)

Weblinks

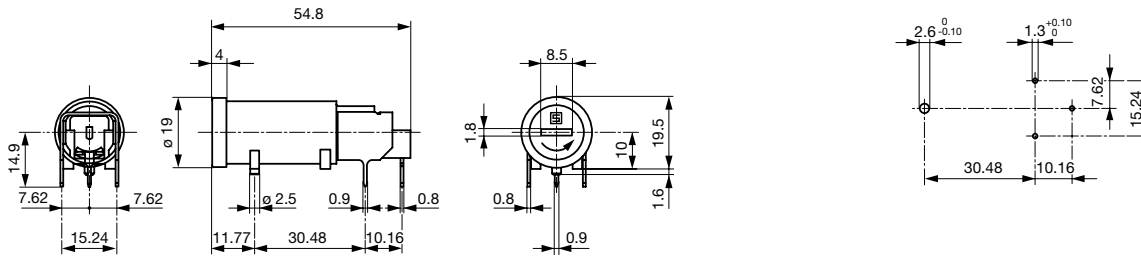
[pdf datasheet](#), [html-datasheet](#), [General Product Information](#), [Packaging details](#), [Approvals](#), [CE declaration of conformity](#), [RoHS](#), [CHINA-RoHS](#), [REACH](#), [Distributor-Stock-Check](#), [Accessories](#), [Detailed request for product](#)

Technical Data

Shock-Safe Category	PC2	Soldering Methods	Wave Soldering Profile
Fuse-Link	5 x 20 or 6.3 x 32 mm	Solderability	245 °C / 2 sec acc. to IEC 60068-2-20, Test Ta, method 1
Mounting	PCB	Resistance to Soldering Heat	260 °C / 10 sec acc. to IEC 60068-2-20, Test Tb, method 1
Terminal	Solder THT	Contact Resistance	≤ 10 mΩ at 20 mV acc. to IEC 60127-6
Rated Voltage	500VAC (VDE), 600V (UL/CSA)	Dielectric Strength	> 3kV between Life parts (50Hz; 1 min)
Rated current	16 A (VDE), 30 A (UL/CSA)	Impulse Withstand Voltage	> 4kV between Life parts
Rated Power Acceptance IEC	4 W / 16 A @ Ta 23 °C Admissible power acceptance at higher ambient temperature see derating cur- ves	Insulation Resistance	≥ 10 MΩ between Life parts (500VDC; 1 min)
Degree of Protection	IP 40	Overvoltage Category	III acc. to IEC 60664-1
Protection Class	Suitable for appliances with protection class I or II acc. to IEC 61140	Pollution Degree	3 (250 VAC), 2 (500 VAC) acc. to IEC 60664-1
Admissible Ambient Air Temp.	-40 °C to 85 °C		
Material: Socket	Thermoset, black, UL 94V-0		
Material: Terminals	Tin-Plated Copper Alloy		
Unit Weight	14.6 g		
Storage Conditions	0 °C to 60 °C, max. 70% r.h.		
Product Marking	 , Type, Rated Voltage, Power Rating, Rated current, Approvals		

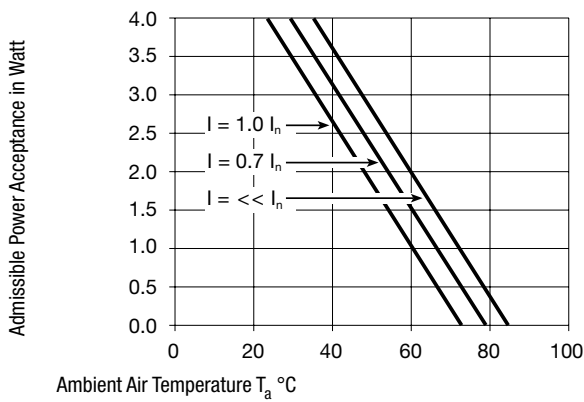
Detailed information on product approvals, code requirements, usage instructions and detailed test conditions can be looked up in [General Product Information](#)

Dimension



Drilling diagram

Derating Curves



All Variants

Holder	Cap	Fuse-Link	Degree of Protection	Remark	Order Number
●	slotted	5 x 20mm	IP 40	0031.2500 + 0031.2323	0031.2510
●	slotted	6.3 x 32mm	IP 40	0031.2500 + 0031.2321	0031.2520

Most Popular.

Availability for all products can be searched real-time: <http://www.schurter.com/en/Stock-Check/Stock-Check-SCHURTER>

Packaging Unit Bulk (25 pcs.)

Required Accessory

Description	
<p>Caps to FUL, FUP, FUA Caps to Holder FUL, FUP, FUA</p>	
slotted, 6.3 x 32 mm, IP 40	0031.2321
slotted, 5 x 20 mm, IP 40	0031.2323